
Learning New Words: Phonotactic Probability in Language Development

Holly L. Storkel*
Indiana University
Bloomington

Though the influences of syntactic and semantic regularity on novel word learning are well documented, considerably less is known about the influence of phonological regularities on lexical acquisition. The influence of phonotactic probability, a measure of the likelihood of occurrence of a sound sequence, on novel word learning is investigated in this study. Thirty-four typically developing children (from ages 3 years 2 months to 6 years 3 months) participated in a multitrial word-learning task involving nonwords of varying phonotactic probability (common vs. rare) paired with unfamiliar object referents. Form and referent learning were tested following increasing numbers of exposures (1 vs. 4 vs. 7) and following a 1-week delay. Correct responses were analyzed to determine whether phonotactic probability affected rate of word learning, and incorrect responses were analyzed to examine whether phonotactic probability affected the formation of semantic representations, lexical representations, or the association between semantic and lexical representations. Results indicated that common sound sequences were learned more rapidly than rare sound sequences across form and referent learning. In addition, phonotactic probability appeared to influence the formation of semantic representations and the association between semantic and lexical representations. These results are integrated with previous findings and theoretical models of language acquisition.

KEY WORDS: verbal learning, language development, phonology, lexicon, childhood development

Children have an amazing ability to rapidly acquire novel words, as revealed in both experimental and naturalistic studies of word learning. Experimental studies have shown that children associate the phonological properties, or form, of a novel word with its referent after just one exposure (Dickinson, 1984; Dollaghan, 1985, 1987; Heibeck & Markman, 1987). This ability to create associations between forms and referents with minimal exposure has been termed *fast mapping* (Carey & Bartlett, 1978). Likewise, children are able to learn novel words encountered in discourse where fewer cues are available to facilitate the matching of form to referent (Oetting, Rice, & Swank, 1995; Rice, Buhr, & Nemeth, 1990; Rice & Woodsmall, 1988). This ability has been termed *quick incidental learning* (QUIL; Rice, 1990). These skills apparently allow children to efficiently build a lexicon, supporting acquisition of as many as nine words per day in a naturalistic setting (Bloom, 1973; Clark, 1973; Nelson, 1973; Templin, 1957).

*Currently affiliated with the University of Kansas, Lawrence

Although it has been firmly established that children have a remarkable capacity to acquire new words, the underlying mechanisms allowing children to accomplish this are less clear. Two theories of word learning, constraint and associationistic, provide possible explanations with corresponding support from experimental studies. Constraint theories propose that children rely on cognitive constraints or principles to guide word learning (Clark, 1983; Golinkoff, Mervis, & Hirsh-Pasek, 1994; Markman, 1989; Markman & Hutchinson, 1984; Markman & Wachtel, 1988; Merriman & Bowman, 1989; Waxman & Kosowski, 1990). These constraints supposedly narrow the possible interpretations of a word. For example, a child might learn that novel words tend to refer to a whole object, rather than to a part or an attribute of an object (Markman & Wachtel, 1988). This constraint then restricts the possible referents of a new word. Presumably, constraints facilitate word learning because the child need not consider all possible interpretations of a novel word, leading the child to focus on the most likely interpretation. These theories suggest that rapid word learning is attributable to the development of specialized word learning constraints.

A second perspective is offered by associationistic theories. Associationistic theories assume that children are sensitive to co-occurrences in the language (Plunkett, 1997; Samuelson & Smith, 1998; Smith, 1995, 1999; Smith, Jones, & Landau, 1996). For example, one characteristic of count nouns, such as "car," is that all the exemplars tend to be similar in shape (Biederman, 1987; Rosch, 1978). Children appear to learn this association as evidenced by their extension of novel count nouns to objects that are similar in shape to the original object (Jones, Smith, & Landau, 1991). Thus, through experience with the ambient language, children appear to learn the regularities of the language and capitalize on these regularities to support word learning. This is also the foundation for the concept of "bootstrapping." Claims about bootstrapping assume that children rely on cues that co-occur with words to support lexical acquisition. Semantic cues (e.g., Grimshaw, 1981; Pinker, 1984), prosodic cues (e.g., Cassidy & Kelly, 1991; Cutler & Carter, 1987; Morgan, 1986), and syntactic cues (e.g., Gleitman, 1990; Gleitman & Gleitman, 1992; Landau & Gleitman, 1985) have been identified. According to associationistic theories, rapid word learning is the result of general attentional mechanisms that are attuned to regularities in the ambient language.

Past work from each of these perspectives has focused primarily on semantic, syntactic, and prosodic regularities that may be harnessed to support word learning (but see Bird & Chapman, 1998; Leonard, Schwartz, Morris, & Chapman, 1981; Schwartz & Leonard, 1982). In this study, we seek to extend these

theories of word learning by considering the influence of regularities in segmental phonology. In particular, certain phonotactically legal sound sequences are more likely to occur than others. This likelihood of occurrence has been termed *phonotactic probability*. Words of the language can be divided into those that have relatively common sound sequences versus those that have relatively rare sound sequences. A *common* sound sequence, such as "sit," contains individual sounds that occur in many other words in the same position (e.g., initial /s/, medial /i/, final /t/) and sound sequences that co-occur in many other words of the language (e.g., /si/, /it/). In contrast, a *rare* sound sequence, such as "these," contains sounds that infrequently occur in other words in the same position (e.g., initial /ð/, medial /i/, final /z/) and infrequently co-occur (e.g., /ði/, /iz/).

Phonotactic probability has been shown to influence language processing across the life span. Specifically, adults recognize and produce common sound sequences more rapidly and accurately than rare sound sequences (Levelt & Wheeldon, 1994; Vitevitch & Luce, 1998, 1999; Vitevitch, Luce, Charles-Luce, & Kemmerer, 1997). Likewise, adults' recognition memory is more accurate for common than for rare sound sequences (Frisch, Large, & Pisoni, 2000). Moreover, phonotactic probability affects language processing in children, and this appears early in development. Infants first show sensitivity to the distinction between common versus rare sound sequences at approximately 9 months of age (Jusczyk, Luce, & Charles-Luce, 1994). Infants also are able to learn the phonotactic probability of an artificial language with only minimal exposure (Aslin, Saffran, & Newport, 1998, 1999; Saffran, Aslin, & Newport, 1996). Likewise, 6- and 7-year-old children learn the phonotactic probability of an artificial language with minimal incidental exposure (Saffran, Newport, Aslin, Tunick, & Barrueco, 1997). This evidence suggests that infants and children readily attune to the phonotactic probability of sound sequences. Of particular interest is the potential for phonotactic probability to influence word learning.

A growing body of evidence suggests that phonotactic probability influences nonword repetition performance by children. For example, 3- to 5-year-old children repeat common sound sequences more accurately than rare sound sequences (Beckman & Edwards, 1999). Similarly, 7- and 8-year-old children recall longer lists of nonwords composed of common than rare sound sequences (Gathercole, Frankish, Pickering, & Peaker, 1999). This influence of phonotactic probability on nonword repetition is relevant to word learning because nonword repetition performance has been shown to correlate with lexical development (Gathercole & Baddeley, 1989, 1990; Gathercole, Hitch, Service, & Martin, 1997; Gathercole, Willis, Emslie, & Baddeley, 1992). Given these findings,

it is predicted that phonotactic probability will also influence word learning, with common sound sequences being acquired more rapidly than rare sound sequences in both comprehension and production.

Storkel and Rogers (2000) provide the first direct evidence that phonotactic probability may influence novel word learning. Children, aged 7, 10, and 13 years, were exposed to nonwords paired with unfamiliar object referents. Half the nonwords were composed of common sound sequences, and half were composed of rare sound sequences. Following seven exposures to each nonword, children identified the referent of each nonword from a field of choices. As predicted, the two older groups of children identified more referents of common than rare sound sequences, but the youngest group of children showed no consistent effect of phonotactic probability. Phonotactic probability appeared to influence lexical acquisition by the two oldest, but not the youngest, groups of children.

The lack of an effect of phonotactic probability for the youngest group in the Storkel and Rogers (2000) study is curious given that children of this age have shown sensitivity to phonotactic probability in other tasks (Gathercole et al., 1999; Saffran et al., 1997). It may be that the phonological representations of these youngest children were not adultlike. In fact, differences between children and adolescents in sensitivity to phonotactic information have been reported, suggesting that phonological representations may continue to develop throughout childhood (Pertz & Bever, 1975). Thus, phonotactic probability may be harnessed to support word learning only later in development when phonological representations are more adultlike. This hypothesis fits with other emerging evidence that children may not always use cues they are sensitive to in support of word learning (cf. Rice, Cleave, & Oetting, 2000). An alternative account is that the effect of phonotactic probability on the youngest group's word learning may have been obscured by task limitations. One possibility is that examination of referent learning may have decreased sensitivity to the effect of phonotactic probability. That is, children were given the nonword and had to identify the correct referent. Perhaps phonotactic probability would show a greater influence on learning in a task that emphasized the phonological properties of the nonwords, such as a task requiring identification or production of the nonword itself. A second potential limitation is that the influence of phonotactic probability was investigated at only one point in time. Children may differentially weight cues over the course of acquisition of a particular word, with some cues being influential at the outset and other cues being influential only later.

Building upon the previous research, this study considers the influence of age and task limitations on the

effect of phonotactic probability on word learning, thereby evaluating two competing hypotheses regarding the age differences reported by Storkel and Rogers (2000). The two hypotheses to be evaluated are: (1) children with less mature phonological systems may fail to harness phonological cues to support word learning, and (2) the influence of phonotactic probability may be task specific. With regard to the issue of age, preschool children were targeted because their productive phonological systems are still developing. If the reported age differences in the effect of phonotactic probability on word learning are attributable to differences in phonological representations, then preschool children should fail to show a difference between learning common versus rare sound sequences. A finding of this type would replicate the finding of Storkel and Rogers with even younger children. Moreover, this finding would suggest that children might not harness phonological cues to support word learning while the phonological system is developing.

With regard to the issue of task, a more fine-grained method of examining word learning was developed that incorporated multiple measures of word learning. Paralleling Storkel and Rogers (2000), one task involved identification of the referent from a field of choices when presented with the nonword. In addition, a second task involved identification of the nonword from a field of choices when the referent was presented, and a third task required spontaneous production of the nonword when the referent was presented. It was hypothesized that the first task would rely more heavily on the child's underlying representation of the referent, whereas the latter two tasks would rely more heavily on the child's underlying representation of the form. In this way, differences could be detected in the effect of phonotactic probability on referent versus form learning, and this may provide further insights into how phonotactic probability influences word learning. Word learning also was examined at multiple points in the learning process. Children's learning of the nonwords was tested following 1, 4, and 7 exposures to the stimuli and after a 1-week delay without further exposure. This manipulation allowed for examination of the effect of phonotactic probability on word learning at different points in the acquisition process. These two modifications to the method provided evidence to address the impact of potential task limitations in previous research. Specifically, if the reported age differences in the effect of phonotactic probability on word learning are attributable to task limitations, then in this more sensitive task, preschool children should show a learning advantage for common over rare sound sequences.

The current study further extends previous work by examining the effect of phonotactic probability on incorrect responses. Analysis of errors may provide

evidence of how phonotactic probability influences the formation of underlying representations. We assume that children have three types of representations: phonological, lexical, and semantic (e.g., Auer, 1993). *Phonological* representations correspond to phonemes and sequences of phonemes. Presumably, phonotactic probability is coded in phonological representations. *Lexical* representations coincide with the phonological form of the word as a whole unit. *Semantic* representations include information about the referent. In this study, we controlled the novel words so that each child accurately produced the component sounds, suggesting that a phonological representation of the sounds existed. In this way, when the novel words were encountered, a child needed to create a semantic representation of the referent, a lexical representation of the whole word form, and an association between the two. We hypothesized that analysis of children's error patterns may provide insights into which type of representation, lexical or semantic, may be most affected by phonotactic probability (cf. Lahey & Edwards, 1999; McGregor, 1997). Two factors were considered: (1) error type, and (2) measure of learning. Relative to error type, semantic versus unrelated errors allow evaluation of the quality of underlying representations. Semantic errors are presumably indicative of a holistic semantic representation. Specifically, the child may know the global semantic category but may not have internalized the details that would differentiate one category member from another. In contrast, unrelated errors may indicate a more impoverished lexical or semantic representation. The child may not have internalized even basic attributes of the nonword and its referent. With regard to measures of learning, these two basic error types can be examined in the three tasks that vary in their emphasis on form versus referent learning. This allows investigation of semantic and lexical representations, as well as the associations between the two. Errors in identification of the referent allow examination of the semantic representation, whereas errors in identification or production of the form allow examination of the lexical representation and the connection between semantic and lexical representations.

Method

Participants

Preschool children were recruited from the local community through posted announcements and newspaper advertisements. Thirty-four typically developing children ($M = 4$ years 6 months, $SD = 10$ months; range 3 years 2 months to 6 years 3 months) participated. All were monolingual native English speakers and passed a hearing screening before participation. All children

showed age-appropriate productive phonology on the Goldman-Fristoe Test of Articulation (GFTA; Goldman & Fristoe, 1986) and age-appropriate word learning on the Peabody Picture Vocabulary Test-Revised (PPVT-R; Dunn & Dunn, 1981). Mean performance was at the 70th percentile ($SD = 22$; range 32nd–99th percentile) on the GFTA and at the 74th percentile ($SD = 20$; range 30th–99th percentile) on the PPVT-R. Productive phonology was further evaluated using a story retelling probe to examine each child's production of the consonants used in the word-learning stimuli. The target consonants were elicited in the target word position, initial or final, in two familiar lexical items. For example, production of word initial /k/ was elicited in the items "kiss" and "cup." Children listened to a story incorporating these 30 lexical items and then attempted to retell the story. If the child did not spontaneously produce a target lexical item, then production was elicited in delayed imitation. Children were required to correctly produce the target consonants to guard against misarticulation of the stimuli.

Stimuli

Nonwords

Eight consonant-vowel-consonant (CVC) nonwords served as the auditory stimuli to be learned. These are shown in Table 1. Half the nonwords were composed of common sound sequences, and half were composed of rare sound sequences. To afford comparisons across published studies, phonotactic probability was determined using a database and an algorithm reported in numerous studies of infants, children, and adults (e.g., Auer, 1993; Jusczyk et al., 1994; Storkel & Rogers, 2000; Vitevitch et al., 1997; Vitevitch & Luce, 1998, 1999). The database consisted of a 20,000-word online dictionary containing ratings of word familiarity by adults (Nusbaum, Pisoni, & Davis, 1984) and word frequency counts (Kučera & Francis, 1967). Only words that had been rated as highly familiar by adults (rating ≥ 6 on a 7-point scale) were used in the computations (see Auer, 1993). Although this database is based on an adult lexicon, previous studies have shown that it yields measures of phonotactic probability that accord well with those based on a child database (Jusczyk et al., 1994). Common versus rare sound sequences were determined using a phonotactic probability algorithm that dually incorporated positional segment frequency and biphone frequency (e.g., Auer, 1993; Jusczyk et al., 1994; Storkel & Rogers, 2000; Vitevitch et al., 1997; Vitevitch & Luce, 1998, 1999). *Positional segment frequency* was defined as the likelihood of occurrence of a given sound in a given word position. For each segment in the CVC, the log frequency of the words containing the target segment in the target word position was summed and then divided by the sum of the log

Table 1. Form and referent characteristics of the stimuli.

Common sound sequence	Positional segment frequency	Biphone frequency	Rare sound sequence	Positional segment frequency	Biphone frequency	Category	Referent 1	Referent 2
wæt	0.1657	0.0066	naub	0.0595	0.0004	Toy	punch toy (Geisel & Geisel, 1958; p. 53)	cork gun (Geisel & Geisel, 1958; p. 45)
hʌp	0.1157	0.0036	gim	0.1072	0.0013	Horn	orange trumpet bell pointing down (Geisel & Geisel, 1954; p. 50)	yellow hand-held tuba (Geisel & Geisel, 1954; p. 50)
pin	0.2123	0.0053	mɔɪd	0.0986	0.0004	Candy Machine	red candy + 1 shoot (invented)	blue candy + 2 shoots (invented)
koof	0.1617	0.0066	jeɪp	0.0742	0.0018	Pet	green gerbil + antenna (DeBrunhoff, 1981; p. 132)	purple mouse – bat (Mayer, 1992, p. 43)

frequency of the words containing any other segment in the target word position. The positional segment frequency for each segment was then summed to provide a single measure of positional segment frequency for the nonword. *Biphone frequency* was defined as the likelihood of co-occurrence of two adjacent sounds. For each biphone, the log frequency of the words containing the target biphone in the target word position was summed and then divided by the sum of the log frequency of the words containing the first segment of the biphone followed by any other segment in the target word position. The biphone frequency for the CV and the VC were then summed to provide a single measure of biphone frequency for the nonword. These two measures were computed for every legal English CVC, word or nonword, and then rank ordered. The CVCs were then divided at the median value with all stimuli above the median classified as common and all stimuli below the median classified as rare. Table 1 displays the positional segment and biphone frequencies for the stimuli.

Care was taken to select nonwords that were phonologically dissimilar from one another to avoid confusion among the nonwords during the learning task. To accomplish this, phonemes were rarely repeated across the eight nonwords. An additional requirement was that all nonwords be composed of early-acquired consonants, defined as an age of acquisition of 3 years 6 months or younger, using a 75% criterion (Smit, Hand, Freilinger, Bernthal, & Bird, 1990). To further guard against misarticulation of the nonwords, production was screened before participation by having the children produce the nonwords in direct imitation. These productions were transcribed and scored relative to the intended targets. Children produced the nonwords with 100% accuracy.

Referents

The right-hand columns of Table 1 describe the eight object referents that were paired with the nonwords. These object referents were either created or adapted from children's stories. The objects had no apparent corresponding single-word label in the ambient language. In an attempt to equate semantic and conceptual factors, referents were selected in pairs from four semantic categories: toys, horns, candy machines, and pets. Nonwords were arbitrarily assigned to referents with the stipulation that one item from a given semantic pair be assigned a common sound sequence and the other item be assigned a rare sound sequence. Nonword-referent pairings were counterbalanced across participants to further ensure that semantic characteristics would be equivalent across common and rare sound sequences.

Story

A story having three distinct episodes was created. Each episode focused on two main characters performing a routine likely to be familiar to young children. The familiar routine varied across episodes. Scenes from children's picture books (Mayer, 1993) were combined and adapted to incorporate the object referents. The semantically paired referents were shown together in the same picture, with each being associated with a different main character, yielding four pictures. These four pictures occurred in each episode. Six additional pictures were created that showed the two main characters interacting. These pictures served as introductory and concluding scenes for each episode. The story pictures were 8 × 11 color drawings, mounted on a solid background, and placed in a storybook.

A narrative was created to complement the visual stimuli. Each episode began with several introductory sentences that established the common routine. Then the target nonwords were presented in their semantic pairs such that the common and rare sound sequences were presented in the same scene. The nonwords were embedded in a sentence. The sentences for each nonword, common or rare, in a semantic pair were virtually identical. This ensured that the syntactic difficulty was equivalent across the common and rare sound sequences. The number of repetitions of a given nonword varied across episodes. In Episode 1, each nonword was presented once. In Episodes 2 and 3, each nonword was presented three times. An example of exposure sentences across episodes is provided in the Appendix. Each episode ended with several concluding sentences that were intended to provide a brief delay between exposure and testing.

A female speaker recorded two versions of the story narrative, corresponding to the counterbalanced pairings of nonwords and referents. The duration of the nonwords in the story was measured to examine potential differences between common versus rare sound sequences. Using a spectrogram, duration was measured from the onset of the initial consonant to the offset of the final consonant. Two judges measured each nonword, and their measurements were averaged. A third judge measured 14% of the nonwords to determine interjudge reliability. The mean absolute disagreement was 5 ms ($SD = 7$; range 0–29). The mean duration for common sound sequences was 456 ms ($SD = 83$; range 323–691) and for rare sound sequences was 473 ms ($SD = 93$; range 301–703). The duration of common and rare sound sequences did not differ significantly [$F(1, 18) < 1$; $p > .10$]. The audio recordings were presented at a comfortable listening level using tabletop speakers.

Measures of Learning

Nonword learning was assessed at four test points, which occurred following 1 cumulative exposure (Episode 1), 4 cumulative exposures (Episode 2), 7 cumulative exposures (Episode 3), and 1 week postexposure ($M = 7$ days; $SD = 1$; range of 3–9 days). At each test point, three measures of learning were obtained: referent identification, form identification, and picture naming.

Referent Identification

The referent-identification task was a three-alternative forced-choice test. In this test, the child heard a prerecorded target nonword and selected the corresponding referent from a field of three pictures. The three picture alternatives included the target referent, the semantically related referent, and an unrelated referent

presented in the story. Responses were scored as correct, semantic error, or unrelated error accordingly. All children passed a pretraining task using this procedure with familiar real words.

Form Identification

The form-identification task was also a three-alternative forced-choice test. The child saw a picture of one of the object referents and selected the corresponding nonword from a field of three prerecorded auditory nonwords. Each auditory alternative was sequentially presented and paired with a yellow square. Following presentation of all three nonword alternatives, the child pointed to the square that indicated his or her response. The three alternatives and scoring procedure paralleled that of the referent-identification task. Thirty-two of the 34 children passed a pretraining task using this procedure with familiar real words. Only data from these 32 children were used in the form-identification analyses.

Picture Naming

In the picture-naming task, a picture of one of the object referents was presented, and the child attempted to name the object. Responses were phonetically transcribed and later scored. Given the difficulty of this task, a lenient scoring criterion was used. A response was scored as correct if it contained two correct phonemes in the correct word position (see also Dollaghan, 1985). A response was scored as a semantic error if it contained two of the three phonemes of a semantically related nonword. Likewise, a response was scored as an unrelated error if it contained two of the three phonemes of an unrelated nonword presented in the story. For unrelated errors, the phonotactic probability of the unrelated nonword was noted. Real word or novel nonword responses were scored as other errors and were not further analyzed.

Results

Accuracy Analysis

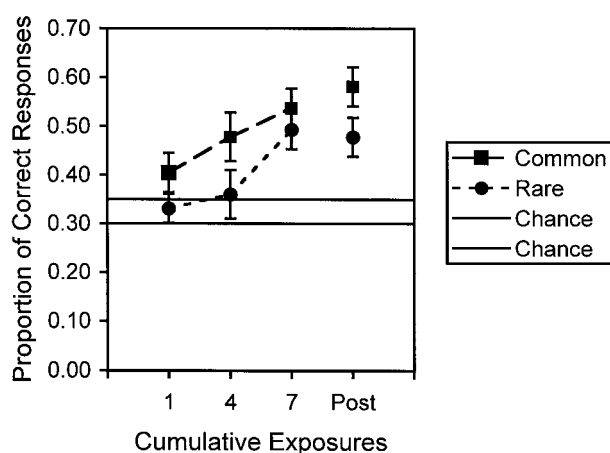
The accuracy analysis was performed for each of the three measures of word learning: referent identification, form identification, and picture naming. In each analysis, the dependent variable was the proportion of correct responses collapsed across individual nonwords. These proportions were submitted to a 2 Phonotactic Probability (common vs. rare) \times 4 Exposure (1 vs. 4 vs. 7 vs. 1-week post) repeated measures analysis of variance with Huynh-Feldt correction for sphericity (Huynh-Feldt, 1976). In this analysis, a significant effect would indicate that the effect of the independent variable was consistent across children differing in age, vocabulary

knowledge, and articulation ability. Two effect sizes were computed for each independent variable: f^2 and the proportion of the variance accounted for by a given variable (PV). Guidelines given by Cohen (1988) were used to interpret these effect sizes as small, medium, or large. Significant main effects and interactions were followed by planned contrasts using Bonferroni correction. In the case of a significant main effect of Exposure, adjacent test points were compared: 1 versus 4, 4 versus 7, and 7 versus 1 week post (p -critical = .017). A significant interaction was investigated by comparing common versus rare nonwords at each exposure (p -critical = .0125).

Referent Identification

Analysis of accuracy in the referent-identification task showed a main effect of Phonotactic Probability [$F(1, 33) = 8.35, p < .01$] and a main effect of Exposure [$F(3, 99) = 8.65, p < .001$]. The interaction of Phonotactic Probability \times Exposure was not significant [$F < 1, p > .10$]. Figure 1 shows the proportion correct for common versus rare sound sequences following 1, 4, and 7 cumulative exposures as well as 1 week postexposure. Points falling between the solid black lines indicate performance not significantly different from chance (.33). From this figure, several observations can be made. One observation is that across children differing in age and vocabulary knowledge, the referents of common sound sequences were consistently identified more accurately than those of rare sound sequences. Identification of the referents of common sound sequences was above chance following 1 exposure and remained above chance at all subsequent test points. In contrast, referent identification of rare sound sequences

Figure 1. Mean proportion of correct responses in the referent-identification task for common (squares) versus rare (circles) sound sequences following 1, 4, and 7 exposures and 1 week postexposure. Error bars represent standard error. Note that proportions greater than .35 or less than .30 differ significantly from chance (exact binomial, $p < .05$).

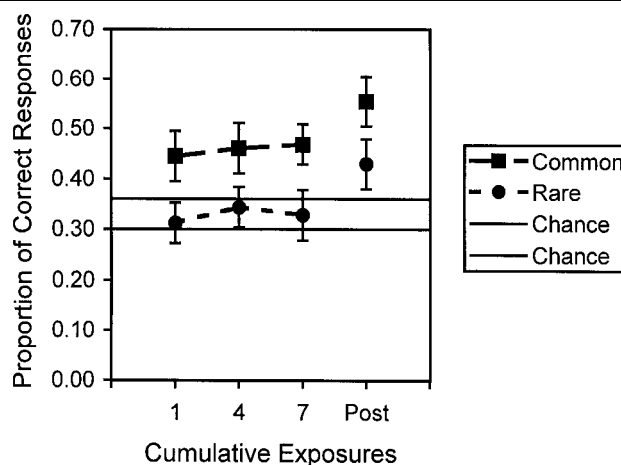


was not above chance until after 4 exposures but also remained above chance at all subsequent test points. The phonotactic probability of the nonword accounted for 20% of the variance in referent-identification performance ($f^2 = 0.25$, medium effect). A second observation is that performance for both common and rare sound sequences improved over exposures. Referents were identified more accurately following 7 exposures than following 4 exposures [$F(1, 99) = 6.59, p < .01$]. No other comparisons of adjacent test points were significant. The number of exposures accounted for 21% of the variance in performance ($f^2 = 0.26$, medium effect).

Form Identification

For the form-identification task, there was a main effect of Phonotactic Probability [$F(1, 31) = 12.64, p < .001$] and a main effect of Exposure [$F(3, 93) = 3.06, p < .05$]. The interaction of Phonotactic Probability \times Exposure failed to reach significance [$F < 1, p > .10$]. Figure 2 shows the proportion of correct responses in the form-identification task as well as chance performance. The common sound sequences were identified more accurately than the rare sound sequences, and this difference was maintained at each exposure. Responses to common sound sequences were above chance at all exposure points, whereas responses to rare sound sequences were not above chance until 1 week postexposure. Phonotactic probability accounted for 29% of the variance in form identification ($f^2 = 0.41$, large effect). In addition, performance had a tendency to increase across exposures. The difference between 1 week postexposure and 7 exposures approached significance

Figure 2. Mean proportion of correct responses in the form-identification task for common (squares) versus rare (circles) sound sequences following 1, 4, and 7 exposures and 1 week postexposure. Error bars represent standard error. Note that proportions greater than .36 or less than .30 differ significantly from chance (exact binomial, $p < .05$).

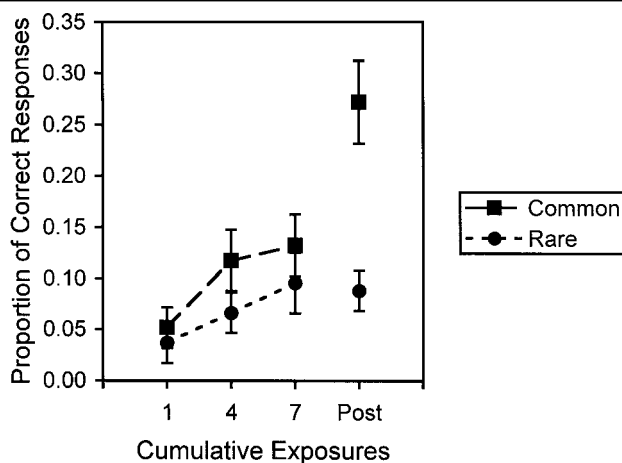


[$F(1, 93) = 5.27, p < .05$]. No other comparisons of adjacent exposure points approached or reached significance. The number of exposures accounted for 9% of the variance in performance ($f^2 = .10$, small effect).

Picture Naming

Analysis of variance showed a main effect of Phonotactic Probability [$F(1, 33) = 10.23, p < .01$], a main effect of Exposure [$F(3, 99) = 16.82, p < .001$], and a significant interaction of Phonotactic Probability \times Exposure [$F(3,99) = 8.19, p < .001$]. Figure 3 shows the proportion of correct responses in the picture-naming task. In terms of the effect of phonotactic probability, common sound sequences were named more accurately than rare sound sequences. Phonotactic probability accounted for 24% of the variance in naming performance ($f^2 = 0.31$, medium effect). Naming tended to increase in accuracy over exposures. The difference between naming performance following 1 versus 4 exposures approached significance [$F(1, 99) = 6.02, p < .02$]. Additionally, naming 1 week postexposure was significantly more accurate than following 7 exposures [$F(1, 99) = 11.53, p < .01$]. The number of exposures accounted for 31% of the variance in performance ($f^2 = 0.46$, large effect). The significant interaction of Phonotactic Probability \times Exposure appeared to be attributable to a lesser or greater discrepancy between common versus rare sound sequences at particular exposures. Specifically, the advantage of common over rare sound sequences was particularly reduced following 1 exposure. This reduction is likely attributable to a floor effect, where performance was near 0% accuracy. A floor effect would obscure any difference between common versus rare sound sequences. In contrast, the difference between common

Figure 3. Mean proportion of correct responses in the picture-naming task for common (squares) versus rare (circles) sound sequences following 1, 4, and 7 exposures and 1 week postexposure. Error bars represent standard error.



versus rare sound sequences was particularly large at 1 week postexposure [$F(1, 99) = 47.57, p < .001$] and approached significance following 4 exposures [$F(1, 99) = 3.73, p < .10$]. This interaction accounted for 17% of the variance ($f^2 = 0.21$, medium effect).

Correlation Analysis

Results of the ANOVAs showed that preschool children varying in age, vocabulary knowledge, and articulation ability consistently acquired common sound sequences more rapidly than rare sound sequences. Though children showed a consistent advantage of common over rare sound sequences, it is possible that the magnitude of this difference might increase or decrease with age, vocabulary development, or phonological acquisition. To explore this possibility, difference scores between common and rare sound sequences were computed for each child in each task and were submitted to a correlational analysis with measures on standardized tests and age. Raw score on the PPVT was significantly correlated with difference scores on the referent-identification task [$r(34) = .36, p < .05$]. As receptive vocabulary increased, the advantage of common over rare sound sequences in referent learning also increased. Errors on the GFTA and chronological age were not significantly correlated with difference scores on the referent-identification task [$r(34) = -.26, p > .10$ and $r(34) = .30, p > .05$, respectively]. A different pattern was observed in the two measures that emphasized learning of the phonological form. Difference scores on the form-identification task were not significantly correlated with PPVT raw score [$r(32) = .12, p > .50$], GFTA errors [$r(32) = -.05, p > .50$], or chronological age [$r(32) = .07, p > .50$]. Likewise, difference scores on the picture-naming task were not significantly correlated with PPVT raw score [$r(34) = -.04, p > .50$], GFTA errors [$r(34) = -.09, p > .50$], or chronological age [$r(34) = .25, p > .10$].

Semantic Error Analysis

The goal of the semantic error analysis was to examine the influence of phonotactic probability on the formation of holistic representations. In the semantic error analysis, the dependent variable was the number of semantic errors divided by the total number of errors, excluding no response trials. This proportion was computed for each participant collapsed across individual nonwords and was submitted to a 2 Phonotactic Probability (common vs. rare) \times 4 Exposure (1 vs. 4 vs. 7 vs. 1 week post) repeated measures analysis of variance with Huynh-Feldt correction for sphericity (Huynh-Feldt, 1976). Significant main effects and interactions were followed up using the same methods described in the Accuracy Analysis.

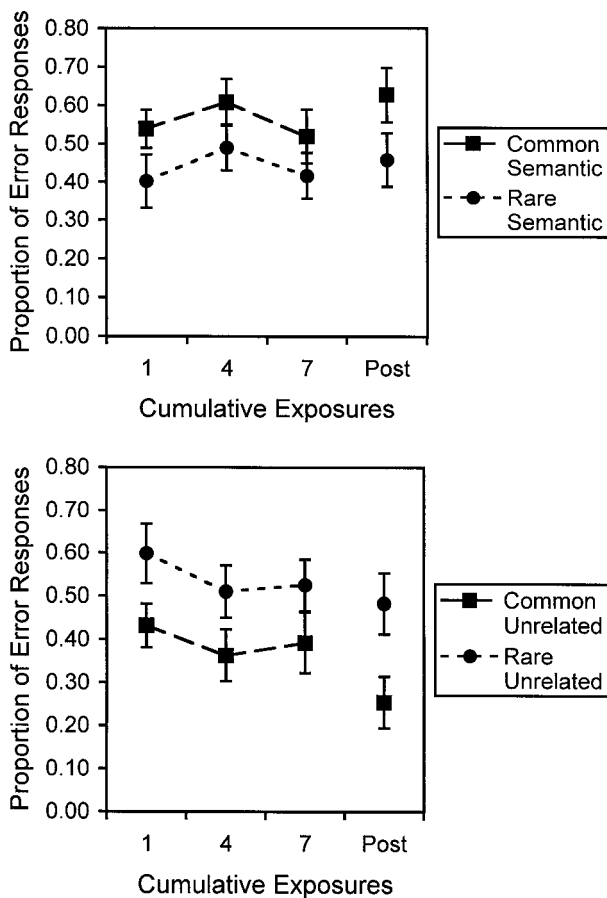
Referent Identification

There was a main effect of Phonotactic Probability [$F(1, 33) = 6.75, p < .01$]. The main effect of Exposure and the interaction of Phonotactic Probability \times Exposure failed to reach significance [$F < 1, p > .10$]. The top panel of Figure 4 shows the proportion of semantic errors for common versus rare sound sequences following 1, 4, and 7 cumulative exposures as well as 1 week postexposure. In contrast to the referent-identification task, there were more semantic errors for rare than for common sound sequences. In terms of the effect of phonotactic probability, there were more semantic errors for common than rare sound sequences. Children were more likely to know the category of the referent of common, rather than rare, sound sequences. This suggests that the referents of common sound sequences were more likely to have a holistic semantic representation than those of rare sound sequences.

Form Identification

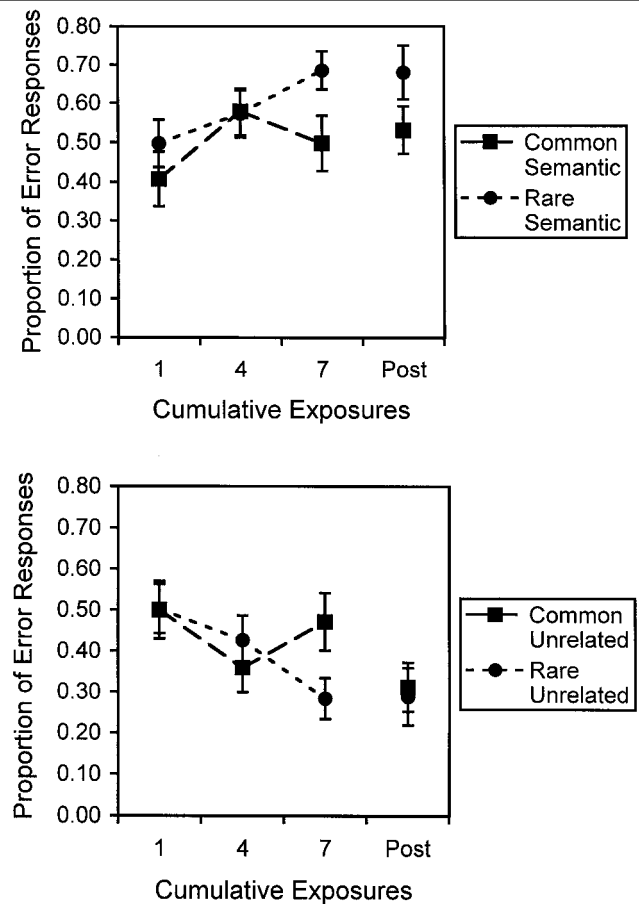
There was a main effect of Phonotactic Probability [$F(1, 31) = 6.14, p < .05$], and a main effect of Exposure

Figure 4. Proportion of semantic errors (top panel) and unrelated errors (bottom panel) in the referent-identification task for common (squares) versus rare (circles) sound sequences following 1, 4, and 7 exposures and 1 week postexposure. Error bars represent standard error.



[$F(3, 93) = 2.72, p < .05$]. The interaction of Phonotactic Probability \times Exposure failed to reach significance [$F < 1, p > .10$]. The top panel of Figure 5 shows the proportion of semantic errors for common versus rare sound sequences following 1, 4, and 7 cumulative exposures as well as 1 week postexposure. In contrast to the referent-identification task, there were more semantic errors for rare than for common sound sequences. When given the referent of a rare sound sequence, children tended to select the semantically related common sound sequence. This suggests that children were more likely to associate a holistic semantic representation with the lexical representation of the common sound sequences than with the lexical representation of the rare sound sequence. In terms of the main effect of exposure, none of the pairwise comparisons of adjacent test points reached significance, but the trend was for an increase in semantic errors over exposures. This indicates that learning of associations between referents and forms was more likely with increasing exposure.

Figure 5. Proportion of semantic errors (top panel) and unrelated errors (bottom panel) in the form-identification task for common (squares) versus rare (circles) sound sequences following 1, 4, and 7 exposures and 1 week postexposure. Error bars represent standard error.



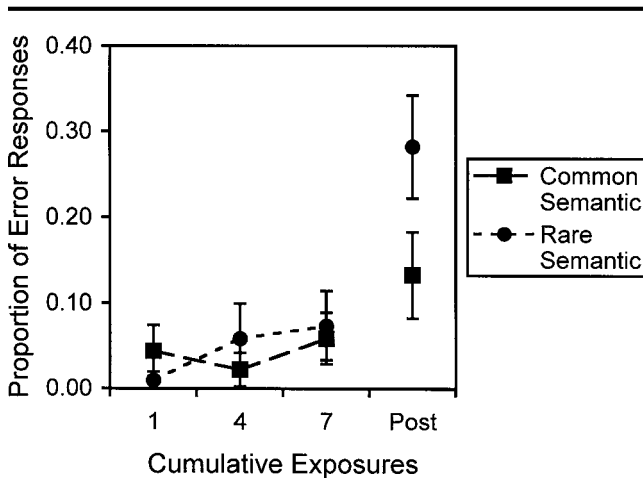
Picture Naming

The main effect of Phonotactic Probability approached significance [$F(1, 33) = 3.08, p < .10$], and the main effect of Exposure was significant [$F(3, 99) = 7.44, p < .01$]. These main effects were qualified by a significant interaction of Phonotactic Probability \times Exposure [$F(3, 99) = 3.56, p < .05$]. Figure 6 shows the proportion of semantic errors for common versus rare sound sequences following 1, 4, and 7 cumulative exposures as well as 1 week postexposure. As in the form-identification task, there was a tendency for rare sound sequences to elicit more semantic errors than common sound sequences and for semantic errors to increase over exposures. The significant interaction is attributable to the finding of significantly more semantic errors for rare than for common sound sequences only at 1 week postexposure [$F(1, 99) = 13.16, p < .001$]. As in the form-identification task, holistic semantic representations were more likely to be associated with common sound sequences than with rare sound sequences 1-week postexposure.

Unrelated Error Analysis

The dependent variable for each measure of learning was the proportion of unrelated errors to the total number of errors. The proportions for the referent- and form-identification tasks were then submitted to a 2 Phonotactic Probability (common vs. rare) \times 4 Exposure (1 vs. 4 vs. 7 vs. 1 week post) repeated measures analysis of variance with Huynh-Feldt correction for sphericity (Huynh-Feldt, 1976). Significant main effects and interactions were followed-up using the same methods described in the Accuracy Analysis. The analysis of the

Figure 6. Proportion of semantic errors in the picture-naming task for common (squares) versus rare (circles) sound sequences following 1, 4, and 7 exposures and 1 week postexposure. Error bars represent standard error.



unrelated errors for the picture-naming task was more complex. In this analysis, the phonotactic probability of the error was also considered. The resulting analysis was a 2 Target Phonotactic Probability (common vs. rare) \times 2 Error Phonotactic Probability (common vs. rare) \times 4 Exposure (1 vs. 4 vs. 7 vs. 1 week post) repeated measures ANOVA. This more complex analysis was not used in the referent- and form-identification tasks because only one unrelated alternative was presented as a possible response choice in these two tasks. Thus, on any given trial, the participant did not have equal opportunity to respond with an unrelated item that was either a common or rare sound sequence. Note that when making comparisons across semantic and unrelated errors, the sum of the mean proportions does not equal 1.00 because some children did not produce any incorrect responses at certain exposures, and the averaging of these values leads to an intermediate sum between 0.00 and 1.00.

Referent Identification

There was a main effect of Phonotactic Probability [$F(1, 33) = 9.64, p < .01$]. The main effect of Exposure and the interaction of Phonotactic Probability \times Exposure failed to reach significance [$F < 1, p > .10$]. The bottom panel of Figure 4 shows the proportion of semantic errors for common versus rare sound sequences across cumulative exposures. There were more unrelated errors for rare than for common sound sequences, meaning that children selected unrelated objects as the referents for rare sound sequences more often than for common sound sequences. This finding suggests that children were less likely to recall even partial information about the referents of rare sound sequences. Thus, semantic representations of the referents of rare sound sequences tended to be impoverished.

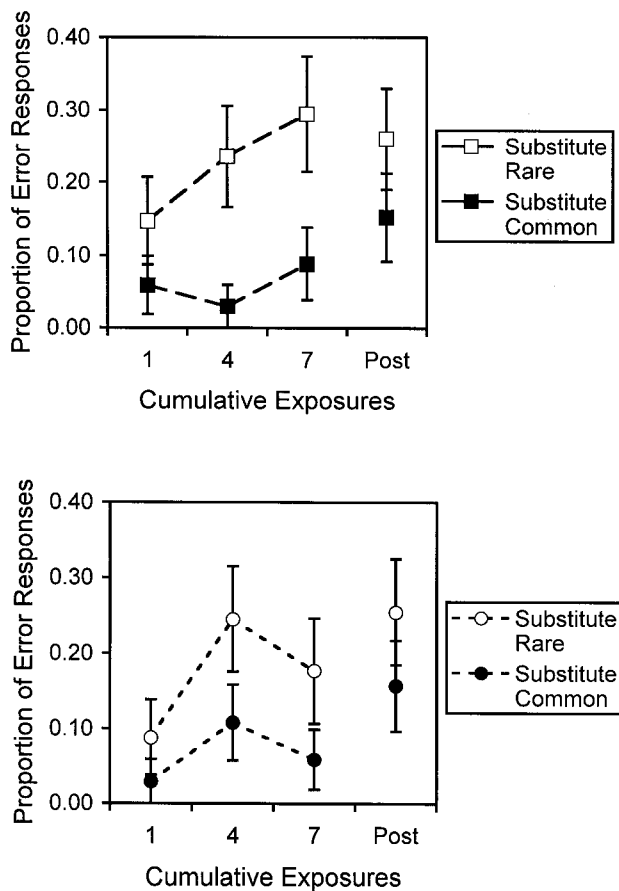
Form Identification

The main effect of Phonotactic Probability and the interaction of Phonotactic Probability \times Exposure both failed to reach significance [$F < 1, p > .10$]. There was a significant main effect of Exposure [$F(3, 93) = 4.67, p < .01$]. The bottom panel of Figure 5 displays the pattern of unrelated errors for common and rare sound sequences. Children were equally likely to choose an unrelated nonword for rare and common sound sequences. This suggests that rare and common sound sequences were equally likely to have impoverished lexical representations. In terms of the main effect of exposure, the trend was for unrelated errors to decrease over time, although comparisons of adjacent exposure points were not statistically significant. As exposures increased, children increasingly formed associations between referents and forms.

Picture Naming

There was a main effect of Error Phonotactic Probability [$F(1, 33) = 6.12, p < .05$] and of Exposure [$F(3, 99) = 3.61, p < .05$]. The other main effects and interactions failed to reach significance [$F < 1.5, p > .10$]. As in the form-identification task, children's unrelated errors were unaffected by the phonotactic probability of the target nonword. In contrast, children's unrelated errors were influenced by the phonotactic probability of the substituted nonword. The top panel of Figure 7 shows the pattern of unrelated errors when the targets were common sound sequences, whereas the bottom panel of Figure 7 shows the pattern when the targets were rare sound sequences. When children responded with an unrelated nonword, the substituted nonword tended to be composed of rare rather than common sound sequences regardless of the phonotactic probability of the target. Children seemed to have some knowledge of the

Figure 7. Proportion of unrelated errors in the picture-naming task when the target nonword was a common sound sequence (top panel) versus a rare sound sequence (bottom panel) following 1, 4, and 7 exposures and 1 week postexposure. Phonotactic probability of the substitute nonword is indicated by symbol fill: common (filled) versus rare (unfilled). Error bars represent standard error.



rare sound sequences but tended not to produce these nonwords target appropriately. This suggests that children had a detailed lexical representation of rare sound sequences but were unlikely to associate this with a semantic representation. Presumably, association with a detailed or holistic semantic representation would block the child from providing the nonword as a response to an unrelated item (e.g., mutual exclusivity constraint). In terms of the effect of Exposure, there was a tendency for unrelated errors to increase over time; however, none of the planned contrasts involving adjacent exposure points reached significance. In general, production of both common and rare sound sequences tended to increase with greater exposure.

Discussion

The effect of phonotactic probability on word learning by young children was investigated using a word-learning task that incorporated multiple measures of learning, sampled learning following multiple numbers of exposures, and examined both correct and incorrect responses. It was intended that the results would provide insights into the null effect of phonotactic probability on word learning by 7-year-old children in previous work (Storkel & Rogers, 2000). Moreover, it was hypothesized that error analyses might offer insights into word-learning mechanisms by providing evidence of the aspect of word learning that is affected by phonotactic probability. These issues then bear upon theories of word learning, potentially differentiating associationistic from constraint theories.

Comparison to Past Work

The findings indicated that preschool children more rapidly acquired common than rare sound sequences. This parallels the effect observed in the two oldest groups, but not the youngest group, of the Storkel and Rogers (2000) study. Importantly, the current findings suggest that the lack of an effect of phonotactic probability on word learning by the youngest group in this previous work may not be attributable to changes in the ability to use phonological representations to support word learning. It seems that even young children who are still developing productive phonology are able to capitalize on the phonological regularities of the language to promote acquisition. This finding suggests that a language subsystem need not be adultlike to play a role in lexical acquisition. That is not to say that further development in an area of language would not have consequences for word learning. In fact, the advantage of common over rare sound sequences in referent learning increased as children's receptive vocabulary increased.

Of course with correlation analyses, the direction of causation cannot be inferred. That is, acquisition of words may reinforce the phonotactics of the language, leading to greater reliance on phonological regularities to support word learning. Alternatively, the development of greater reliance on phonological cues may lead to more efficient word learning and thereby increase the child's receptive vocabulary. In either case, an increased common sound sequence advantage in referent learning and expansion of the lexicon appeared to go hand-in-hand. Interestingly, a similar relationship between language development and measures related to form learning was not observed. This may, in part, be attributable to the fact that standardized measures of expressive vocabulary development were not available as predictors.

As no support was found for the hypothesis that developmental differences in phonology may explain the previously reported null result, the influence of task was considered in terms of consistency in the effect of phonotactic probability across measures of word learning and across exposures. The advantage of common over rare sound sequences was observed in all three measures of learning. Although phonotactic probability accounted for a larger proportion of variance in form than referent learning, phonotactic probability did significantly influence acquisition of the referent, the form, and the production of the nonwords. Therefore, the lack of an effect of phonotactic probability in the earlier study does not seem to stem from the use of measures tapping referent learning rather than form learning. Furthermore, the advantage of common over rare sound sequences was consistent across exposures during learning and across a 1-week delay. This was true in the referent-identification and form-identification tasks. The picture-naming task showed inconsistencies in the effect of phonotactic probability across exposures, but this was primarily the result of a floor effect following 1 exposure. In addition, a reversal of the common sound sequence advantage was never observed. Taken together, it did not seem that children differentially weighted cues over the course of acquisition of a particular word.

The null effect of phonotactic probability for the youngest group in the Storkel and Rogers (2000) study remains puzzling in light of these new findings. Explanations related to developmental differences in phonology and task limitations were not supported; however, these factors still may have played a role. The current study tightly controlled the relationship between children's productive phonology and the phonological composition of the stimuli to be learned. Specifically, children were required to accurately produce the target sounds in both real words and target nonwords. This was not the case in the Storkel and Rogers study. Thus, it may be that the youngest group misarticulated the nonwords and this influenced learning more than

phonotactic probability. An alternative possibility is that the null result for the youngest group was attributable to floor effects. Although the mean for the youngest group was above chance, individual children did perform at chance level. The poor performance of these children may have obscured the presence of an effect of phonotactic probability in the children who performed above chance.

Word-Learning Mechanisms

Error analyses provided evidence of how phonotactic probability influenced the creation of underlying representations. First, phonotactic probability seemed to play a role in the formation of a semantic representation of the referent. Referents of common sound sequences were likely to have a holistic semantic representation, giving rise to semantic errors in the referent-identification task. In contrast, referents of rare sound sequences were likely to have an impoverished semantic representation leading to unrelated errors in the referent-identification task. Second, phonotactic probability appeared to influence the development of an underlying association between semantic and lexical representations. Specifically, holistic semantic representations were more likely to be associated with a common, rather than a rare, sound sequence. This is supported by the greater number of semantic errors for rare sound sequences in the form-identification and picture-naming tasks. Furthermore, rare sound sequences were more likely than common sound sequences to be produced as the name of unrelated referents in the picture-naming task. This indicates that children may have an underlying lexical representation of the rare sound sequences, as well as the articulatory capability to produce them, but may not have associated these sequences with a semantic representation. Thus, common sound sequences were more likely than rare sound sequences to have an association between lexical and semantic representations potentially accounting for their advantage. Finally, it was not possible to fully evaluate the effect of phonotactic probability on the formation of a lexical representation because children did not have the opportunity to make lexical errors in the form-identification and picture-naming tasks. That is, the stimuli were created to be phonologically dissimilar from one another, and foils were only drawn from this stimulus set. Given that form-based errors were not possible, it is difficult to evaluate and compare the quality of lexical representations of common versus rare sound sequences. This serves as an important point for future investigations, but it appears that phonotactic probability affects the formation of both a semantic representation and an association between semantic and lexical representations.

The effect of exposure provided further insights into word-learning mechanisms. In particular, accurate

responses tended to increase after a 1-week delay with no exposure. This increase in response accuracy following a delay has been observed in other word-learning studies (e.g., Rice, Oetting, Marquis, Bode, & Pae, 1994). There are several possible explanations for this finding. One possibility is that some type of memory consolidation occurred postexposure. These newly learned nonwords may be more fully integrated into the lexicon by making connections with other similar-sounding words. Connections to existing words in the lexicon may further reinforce underlying representations and may account for improvements in performance at posttesting. An alternative possibility is that children may have continued to practice the nonwords. Although it is unlikely that the exact referent or form would be encountered, children may have attempted to generalize the nonwords to novel exemplars, and this may have further reinforced their learning. A final possibility is that children were released from fatigue effects at the 1 week postexposure test. This hypothesis assumes two opposing forces during the immediate learning phase: exposure and fatigue. Increasing exposures presumably supports creation of an underlying representation improving performance, but in-parallel increased time-on-task creates fatigue, reducing performance. As a result, following 7 exposures, the child may have the most detailed underlying representation but may be the most fatigued. At the 1 week postexposure test, the child may still have a detailed underlying representation but is not fatigued, so optimal performance is obtained.

Theories of Word Learning

These insights into the influence of phonotactic probability on word learning may be accounted for by either associationistic or constraint theories. Associationistic theories assume that experience with the language attunes the child's attention to regularities in the language. This theory predicts that children should learn phonotactic probability and should use this information to support word learning, as was observed. As the child gains further experience with the language, attentional tuning to regularities should become stronger, accounting for the observation that the common-sound-sequence advantage increased as vocabulary increased. In addition, the associationistic theory can be integrated with a limited-capacity account of language processing to provide one explanation of the global effect of phonotactic probability on multiple aspects of word learning. In this account, it is assumed that a limited pool of resources is available (Baddeley, 1986, 1996; Bloom, 1993; Gathercole & Baddeley, 1993; Just & Carpenter, 1992). If the demand for resources exceeds the limited pool available, then language processing and storage may be degraded. When a new word is encountered, it presumably activates

phonological, lexical, and semantic representations. Novel words associated with novel objects will not match an existing lexical or semantic representation but will likely match existing phonological representations. For this reason, phonological processing may be highly influential in establishing these new lexical and semantic representations. If the novel word is composed of common sound sequences, then facilitation of phonological processing is predicted. This facilitation may allow greater allocation of resources to lexical and semantic processing. In this scenario, it is less likely that the demand for resources will exceed the limited pool. As a result, creation of new lexical and semantic representations, as well as connections between representations, is more likely to be successful. In contrast, if the novel word is composed of rare sound sequences, then phonological processing may require greater resources. Given this, the demand for resources may potentially exceed the limited pool available. Consequently, lexical and semantic processing may be more likely to fail. This claim related to segmental effects on word learning is consistent with accounts of suprasegmental effects on word learning. In particular, manipulation of rate and emphatic stress has been shown to influence word-learning performance (e.g., Ellis Weismer & Hesketh, 1996, 1998). Here, in challenging listening conditions, such as a fast speaking rate during exposure, it is proposed that the formation of underlying lexical and semantic representations is more likely to fail because more resources are devoted to phonological processing than is the case in less challenging listening conditions (e.g., Ellis Weismer & Hesketh, 1996). The associationistic account of word learning predicts the common-sound-sequence advantage, and the limited capacity account of language processing provides a means of understanding the impact of phonotactic probability on the formation of multiple types of representation.

An alternative account is one based on constraint theories. Here, children might develop a constraint that common sound sequences are likely to be words in the language. As a result, children might have a bias to attend to common sound sequences and to associate them with novel object referents. In complement, children may be more likely to ignore rare sound sequences and thus less likely to accept a rare sound sequence as the name of a novel object. Rare sound sequences might be acquired more slowly because the child would need more encounters with the word-object pairing to override the common-sound-sequence constraint. This proposed constraint differs from several previously established constraints in that it could not be formed without exposure to the ambient language. That is, the child would need some experience with the language to learn which sound sequences are common and which are rare, making this a less preferred constraint. Golinkoff et al. (1994), however, recently

proposed an integrated constraint framework that assumes that the basic constraints necessary to begin learning words are initially present but that these constraints are affected by experience with the ambient language, giving rise to a second set of constraints. This framework may be able to account for the observed common-sound-sequence advantage. In particular, a child might initially have a more general constraint to associate the label most frequently heard paired with an object as the name of the object, and this might later develop into a constraint related to regularities in the language.

Both the associationistic and constraint theories may account for the common-sound-sequence advantage in word learning. Associationistic theories may also account for other instances of a common-sound-sequence advantage (e.g., Beckman & Edwards, 1999; Gathercole et al., 1999). If it is assumed that language processing is always constrained by a limited capacity, then speeded processing should lead to improved performance across tasks. That is, memory should be enhanced for those items that facilitate phonological processing, namely common sound sequences (e.g., Gathercole et al., 1999). Thus, it may not be necessary to propose specific constraints to account for patterns in lexical acquisition (see also Plunkett, 1997; Smith, 1995, 1999). Associationistic theories may be preferable because they offer a more parsimonious account of the common-sound-sequence advantage across tasks and across ages.

It is important to note that this common-sound-sequence advantage in word learning was demonstrated in an experiment where phonological, semantic, syntactic, and environmental variables were controlled as much as possible. Given this level of control, it is unclear to what extent phonotactic probability would influence word learning in a more naturalistic setting. Lexical acquisition in less controlled contexts is likely to be influenced by multiple stimulus factors. It is possible that phonotactic probability would have a more minimal impact on word learning in a naturalistic setting or might even be overshadowed by the stronger influence of other variables. This possibility does not necessarily discount the importance of the current findings, because these results from a controlled laboratory study may reveal the status of underlying word-learning mechanisms that may not be readily apparent, but may still be influential, in naturalistic settings.

Conclusion

This study served as an important extension of previous work providing support for several insights about word learning. First, children who were still developing productive phonology were able to use phonological cues to support word learning. This suggests that a language

subsystem need not be fully developed to influence lexical acquisition. Second, phonological regularities appeared to influence the formation of multiple types of representations, including semantic representations and associations between lexical and semantic representations. Thus, the effect of phonology on word learning was global rather than circumscribed. Finally, these findings lend support to associationistic theories that hypothesize that children are able to learn multiple regularities of the language and that these regularities may be harnessed to support the rapid acquisition of novel words. The global effect of phonotactic probability on word learning appeared consistent with limited-capacity accounts of language processing. These two hypotheses provided an integration of theories of word learning with theories of language processing.

Acknowledgments

The National Institutes of Health, through grants DC04781, DC00012, and DC01694, supported this work. Michael Vitevitch and Luis Hernandez assisted with the computational analysis of the nonword stimuli. Toby Calandra, Annette Champion, and Michele Morrisette aided in the recruitment of participants. Judith Gierut, Jan Edwards, and three anonymous reviewers provided comments on earlier versions of this manuscript. We gratefully appreciate their help.

References

- Aslin, R. N., Saffran, J. R., & Newport, E. L.** (1998). Computation of conditional probability statistics by 8-month-old infants. *Psychological Science, 9*, 321–324.
- Aslin, R. N., Saffran, J. R., & Newport, E. L.** (1999). Statistical learning in linguistic and nonlinguistic domains. In B. MacWhinney (Ed.), *The emergence of language* (pp. 359–380). Mahwah, NJ: Erlbaum.
- Auer, E. T.** (1993). Dynamic processing in spoken word recognition: The influence of paradigmatic and syntagmatic states (Doctoral dissertation, State University of New York at Buffalo, 1992). *Dissertation Abstracts International, 53*, 4981.
- Baddeley, A.** (1986). *Working memory*. Oxford, U.K.: Oxford University Press.
- Baddeley, A. D.** (1996). Exploring the central executive. *The Quarterly Journal of Experimental Psychology, 49A*, 5–28.
- Beckman, M. E., & Edwards, J.** (1999). Lexical frequency effects on young children's imitative productions. In M. B. Broe & J. B. Pierrehumbert (Eds.), *Papers in laboratory phonology V* (pp. 208–218). Cambridge, U.K.: Cambridge University Press.
- Biederman, I.** (1987). Recognition by components: A theory of human image understanding. *Psychological Review, 94*, 115–147.
- Bird, E. K. R., & Chapman, R. S.** (1998). Partial representations and phonological selectivity in the comprehension of 13- to 16-month-olds. *First Language, 18*, 105–127.

- Bloom, L.** (1973). *One word at a time: The use of single word utterances before syntax*. The Hague, The Netherlands: Mouton.
- Bloom, L.** (1993). *The transition from infancy to language: Acquiring the power of expression*. Cambridge, U.K.: Cambridge University Press.
- Carey, S., & Bartlett, E.** (1978). Acquiring a single new word. *Papers and Reports on Child Language Development, 15*, 17–29.
- Cassidy, K. W., & Kelly, M. H.** (1991). Phonological information in grammatical category assignments. *Journal of Memory and Language, 30*, 348–369.
- Clark, E.** (1973). What's in a word? On the child's acquisition of semantics in his first language. In T. Moore (Ed.), *Cognitive development and the acquisition of language* (pp. 65–110). New York: Academic.
- Clark, E. V.** (1983). Meanings and concepts. In J. H. Flavell & E. M. Markman (Eds.), *Handbook of child psychology, cognitive development* (Vol. 3, pp. 787–840). New York: John Wiley & Sons.
- Cohen, J.** (1988). *Statistical power analysis for the behavioral sciences* (2nd ed.). Hillsdale, NJ: Erlbaum.
- Cutler, A., & Carter, D.** (1987). The predominance of strong initial syllables in the English vocabulary. *Computer Speech and Language, 2*, 133–142.
- DeBrunhoff, L.** (1981). *Babar's anniversary album*. New York: Random House.
- Dickinson, D. K.** (1984). First impressions: Children's knowledge of words gained from a single exposure. *Applied Psycholinguistics, 5*, 359–373.
- Dollaghan, C. A.** (1985). Child meets word: "Fast mapping" in preschool children. *Journal of Speech and Hearing Research, 28*, 449–454.
- Dollaghan, C. A.** (1987). Fast mapping in normal and language-impaired children. *Journal of Speech and Hearing Disorders, 52*, 218–222.
- Dunn, L. M., & Dunn, L. M.** (1981). *Peabody Picture Vocabulary Test-Revised*. Circle Pines, MN: American Guidance Service.
- Ellis Weismer, S., & Hesketh, L. J.** (1996). Lexical learning by children with specific language impairment: Effects of linguistic input presented at varying speaking rates. *Journal of Speech and Hearing Research, 39*, 177–190.
- Ellis Weismer, S., & Hesketh, L. J.** (1998). The impact of emphatic stress on novel word learning by children with specific language impairment. *Journal of Speech, Language, and Hearing Research, 41*, 1444–1458.
- Frisch, S. A., Large, N. R., & Pisoni, D. B.** (2000). Perception of wordlikeness: Effects of segment probability and length on the processing of nonwords. *Journal of Memory and Language, 42*, 481–496.
- Gathercole, S. E., & Baddeley, A. D.** (1989). Evaluation of the role of phonological STM in the development of vocabulary in children: A longitudinal study. *Journal of Memory and Language, 28*, 200–213.
- Gathercole, S. E., & Baddeley, A. D.** (1990). The role of phonological memory in vocabulary acquisition: A study of young children learning new names. *British Journal of Psychology, 81*, 439–454.
- Gathercole, S. E., & Baddeley, A. D.** (1993). *Working memory and language*. Hove, U.K.: Erlbaum.
- Gathercole, S. E., Frankish, C. R., Pickering, S. J., & Peaker, S.** (1999). Phonotactic influences on short-term memory. *Journal of Experimental Psychology: Learning, Memory, and Cognition, 25*, 84–95.
- Gathercole, S. E., Hitch, G. J., Service, E., & Martin, A. J.** (1997). Phonological short-term memory and new word learning in children. *Developmental Psychology, 33*, 966–979.
- Gathercole, S. E., Willis, C. S., Emslie, H., & Baddeley, A. D.** (1992). Phonological memory and vocabulary development during the early school years: A longitudinal study. *Developmental Psychology, 28*, 887–898.
- Geisel, T. S., & Geisel, A. S.** (1954). *Horton hears a Who!* New York: Random House.
- Geisel, T. S., & Geisel, A. S.** (1958). *The cat in the hat comes back*. New York: Random House.
- Gleitman, L.** (1990). The structural sources of verb meanings. *Language Acquisition, 1*, 3–55.
- Gleitman, L., & Gleitman, J.** (1992). A picture is worth a thousand words, but that's the problem: The role of syntax in vocabulary acquisition. *Current Directions in Psychological Science, 1*, 31–39.
- Goldman, R., & Fristoe, M.** (1986). *Goldman-Fristoe Test of Articulation*. Circle Pines, MN: American Guidance Service.
- Golinkoff, R. M., Mervis, C. B., & Hirsh-Pasek, K.** (1994). Early object labels: The case for a developmental lexical principles framework. *Journal of Child Language, 21*, 125–155.
- Grimshaw, J.** (1981). Form, function, and the language acquisition device. In C. Baker & J. McCarthy (Eds.), *The logical problem of language acquisition* (pp. 183–210). Cambridge, MA: MIT Press.
- Heibeck, T. H., & Markman, E. M.** (1987). Word learning in children: An examination of fast mapping. *Child Development, 58*, 1021–1034.
- Huynh, H., & Feldt, L. S.** (1976). Estimation of the Box correction for degrees of freedom from sample data in randomized block and split-plot designs. *Journal of Educational Statistics, 1*, 69–82.
- Jones, S. S., Smith, L. B., & Landau, B.** (1991). Object properties and knowledge in early lexical learning. *Child Development, 62*, 499–516.
- Jusczyk, P. W., Luce, P. A., & Charles-Luce, J.** (1994). Infants' sensitivity to phonotactic patterns in the native language. *Journal of Memory and Language, 33*, 630–645.
- Just, M., & Carpenter, P.** (1992). A capacity theory of comprehension: Individual differences in working memory. *Psychological Review, 99*, 122–149.
- Kučera, H., & Francis, W. N.** (1967). *Computational analysis of present-day American English*. Providence, RI: Brown University.
- Lahey, M., & Edwards, J.** (1999). Naming errors of children with specific language impairment. *Journal of Speech, Language, and Hearing Research, 42*, 195–205.
- Landau, B., & Gleitman, L.** (1985). *Language and experience: Evidence from the blind child*. Cambridge, MA: Harvard University Press.

- Leonard, L. B., Schwartz, R. G., Morris, B., & Chapman, K.** (1981). Factors influencing early lexical acquisition: Lexical orientation and phonological composition. *Child Development, 52*, 882–887.
- Levelt, W. J. M., & Wheeldon, L.** (1994). Do speakers have access to a mental syllabary? *Cognition, 50*, 239–269.
- Markman, E. M.** (1989). *Categorization and naming in children*. Cambridge, MA: MIT Press.
- Markman, E. M., & Hutchinson, J. E.** (1984). Children's sensitivity to constraints on word meaning: Taxonomic vs. thematic relations. *Cognitive Psychology, 16*, 1–27.
- Markman, E. M., & Wachtel, G. F.** (1988). Children's use of mutual exclusivity to constrain the meanings of words. *Cognitive Psychology, 20*, 121–157.
- Mayer, M.** (1992). *Professor Wormbog in search for the zipperump-a-zoo*. Italy: Rainbird.
- Mayer, M.** (1993). *Little critter's read-it-yourself storybook: Six funny easy-to-read stories*. New York: Golden Book.
- McGregor, K. K.** (1997). The nature of word-finding errors of preschoolers with and without word finding deficits. *Journal of Speech and Hearing Research, 40*, 1232–1244.
- Merriman, W. E., & Bowman, L. L.** (1989). The mutual exclusivity bias in children's word learning. *Monograph of the Society for Research in Child Development, 54*, 1–132.
- Morgan, J.** (1986). *From simple input to complex grammar*. Cambridge, MA: MIT Press.
- Nelson, K.** (1973). Concept, word and sentence: Interrelations in acquisition and development. *Psychological Review, 81*, 267–295.
- Nusbaum, H. C., Pisoni, D. B., & Davis, C. K.** (1984). *Sizing up the Hoosier mental lexicon* (Progress Report No. 10; pp. 357–376). Bloomington, IN: Speech Research Laboratory, Indiana University.
- Oetting, J. B., Rice, M. L., & Swank, L. K.** (1995). Quick incidental learning (QUIL) of words by school-age children with and without SLI. *Journal of Speech and Hearing Research, 38*, 434–445.
- Pertz, D. L., & Bever, T. G.** (1975). Sensitivity to phonological universals in children and adolescents. *Language, 51*, 149–162.
- Pinker, S.** (1984). *Language learnability and language development*. Cambridge, MA: Harvard University Press.
- Plunkett, K.** (1997). Theories of early language acquisition. *Trends in Cognitive Sciences, 1*, 146–153.
- Rice, M. L.** (1990). Preschoolers QUIL: Quick incidental learning of new words. In G. Conti-Ramsden & C. E. Snow (Eds.), *Children's language* (Vol. 7). Hillsdale, NJ: Erlbaum.
- Rice, M. L., Buhr, J. C., & Nemeth, M.** (1990). Fast mapping word-learning abilities of language-delayed preschoolers. *Journal of Speech and Hearing Disorders, 55*, 33–42.
- Rice, M. L., Cleave, P. L., & Oetting, J. B.** (2000). The use of syntactic cues in lexical acquisition by children with SLI. *Journal of Speech, Language, and Hearing Research, 43*, 582–594.
- Rice, M. L., Oetting, J. G., Marquis, J., Bode, J., & Pae, S.** (1994). Frequency input effects on word comprehension of children with specific language impairment. *Journal of Speech and Hearing Research, 37*, 106–122.
- Rice, M. L., & Woodsmall, L.** (1988). Lessons from television: Children's word learning when viewing. *Child Development, 59*, 420–429.
- Rosch, E.** (1978). Principles of categorization. In E. Rosch & B. Lloyd (Eds.), *Cognition and categorization* (pp. 28–46). Hillsdale, NJ: Erlbaum.
- Saffran, J. R., Aslin, R. N., & Newport, E. L.** (1996). Statistical learning by 8-month-old infants. *Science, 274*, 1926–1928.
- Saffran, J. R., Newport, E. L., Aslin, R. N., Tunick, R. A., & Barrueco, S.** (1997). Incidental language learning: Listening (and learning) out of the corner of your ear. *Psychological Science, 8*, 101–105.
- Samuelson, L. K., & Smith, L. B.** (1998). Memory and attention make smart word learning: An alternative account of Akhtar, Carpenter, and Tomasello. *Child Development, 69*, 94–104.
- Schwartz, R. G., & Leonard, L. B.** (1982). Do children pick and choose? An examination of phonological selection and avoidance in early lexical acquisition. *Journal of Child Language, 9*, 319–336.
- Smit, A. B., Hand, L., Freilinger, J. J., Bernthal, J. E., & Bird, A.** (1990). The Iowa articulation norms project and its Nebraska replication. *Journal of Speech and Hearing Disorders, 55*, 779–798.
- Smith, L. B.** (1995). Self-organizing processes in learning to learn words: Development is not induction. In C. A. Nelson (Ed.), *The Minnesota Symposium on Child Psychology* (Vol. 28, pp. 1–32). Mahwah, NJ: Erlbaum.
- Smith, L. B.** (1999). Children's noun learning: How general learning processes make specialized learning mechanisms. In B. MacWhinney (Ed.), *The emergence of language* (pp. 277–304). Mahwah, NJ: Erlbaum.
- Smith, L. B., Jones, S. S., & Landau, B.** (1996). Naming in young children: A dumb attentional mechanism? *Cognition, 60*, 143–171.
- Storkel, H. L., & Rogers, M. A.** (2000). The effect of probabilistic phonotactics on lexical acquisition. *Clinical Linguistics & Phonetics, 14*, 407–425.
- Templin, M. C.** (1957). *Certain language skills in children, their development and interrelationships* (Institute of Child Welfare, Monograph Series 26). Minneapolis: University of Minnesota Press.
- Vitevitch, M. S., & Luce, P. A.** (1998). When words compete: Levels of processing in perception of spoken words. *Psychological Science, 9*, 325–329.
- Vitevitch, M. S., & Luce, P. A.** (1999). Probabilistic phonotactics and neighborhood activation in spoken word recognition. *Journal of Memory and Language, 40*, 374–408.
- Vitevitch, M. S., Luce, P. A., Charles-Luce, J., & Kemmerer, D.** (1997). Phonotactics and syllable stress: Implications for the processing of spoken nonsense words. *Language and Speech, 40*, 47–62.
- Waxman, S. R., & Kosowski, T. D.** (1990). Nouns mark category relations: Toddlers' and preschoolers' word-learning biases. *Child Development, 61*, 1461–1473.

Received June 1, 2001
 Accepted July 13, 2001
 DOI: 10.1044/1092-4388(2001/103)

Contact author: Holly Storkel, PhD, Assistant Professor,
 Department of Speech-Language-Hearing: Sciences and
 Disorders, University of Kansas, 301=01 Dole Human
 Development Center, 1000 Sunnyside Ave., Lawrence, KS
 66045. E-mail: hstorkel@ku.edu

Appendix. Sample Exposure for the Toy Referents.

	Common sound sequence	Rare sound sequence
Episode 1 (1 exposure)	<p>"We can go to the candy machines at the park," said Big Brother. "My favorite is the /pin/."</p>	<p>Little Sister said, "My favorite is the /mɔɪd/."</p>
Episode 2 (3 exposures)	<p>"I can eat more candy than you," said Big Brother. Big Brother ran to the /pin/. He got candy from the /pin/. He stuffed all the candy from the /pin/ in his mouth. "Can you eat that much?"</p>	<p>Little Sister ran to the /mɔɪd/. She got candy from the /mɔɪd/. She stuffed all the candy from the /mɔɪd/ in her mouth. Then, they got more candy for later.</p>
Episode 3 (3 exposures)	<p>"Let's eat our leftover candy before mom and dad come home," said Little Sister. Big Brother got his candy from the /pin/. He ate all his candy from the /pin/. "Mmm," he said, "the candy from the /pin/ is really good."</p>	<p>Little Sister got her candy from the /mɔɪd/. She ate all her candy from the /mɔɪd/. "Mmm," she said, "the candy from the /mɔɪd/ is really good."</p>

Note. Exposure sentence(s) for common sound sequences were followed by those for rare sound sequences for this semantic pair. Order of exposure sentences for common versus rare sound sequences was counterbalanced across semantic pairs.
